



# Installation Instructions


## Heated Touring One-Piece

### HD FL touring models


#### 1997-2013

**Step 1** Remove the stock seat from the motorcycle.

**Step 2** Locate the accessory receptacle, part #72164-94, usually found in front of the battery as shown. If this unit is already in use, a dual-port accessory receptacle, part #70264-94A, must be installed before proceeding with the Mustang seat installation.



**Step 3** Remove the rubber cap from the accessory receptacle. Make sure that the receptacle is clean and free of any dirt or debris. If dirty, be sure to clean it before attaching heating plug from Mustang seat.



**Step 4** Prepare seat for installation. Make sure that the plug for the heating element is clean and free of any packing material. Check to see that the electrical wire is free of kinks or sharp folds. Check both switches for ease of operation; center position is off; top position is high; bottom position is low.




# Installation Instructions for Mustang One-Piece Heated Touring Seats on 1997-2013 HD FL touring models

**Step 5** Insert plug from Mustang seat into receptacle. Make sure connection is secure. An audible click should be heard when plug is fully engaged.



**Step 6** Check to make sure there are no folds or kinks in the wire leading from seat to receptacle before finalizing installation of seat. Engage front mounting tab first, push seat all the way forward, and insert and tighten the rear fender screw.



Enjoy the heated comfort of your new  
Mustang seat.



These steps are guidelines to help you install your new Mustang product. If you need further assistance please call us at 800-243-1392, Monday through Friday 9:00 - 5:30 Eastern or send an e-mail to [questions@mustangseats.com](mailto:questions@mustangseats.com) or visit our website at [www.mustangseats.com](http://www.mustangseats.com).

For care and maintenance of our seats, please go to our website under "Support".  
Ref. part #'s 79640, 79641, 79642, 79643, 79644, 79645, 79646, 79647, 79648, 76650, 76651, 76652, 76653